

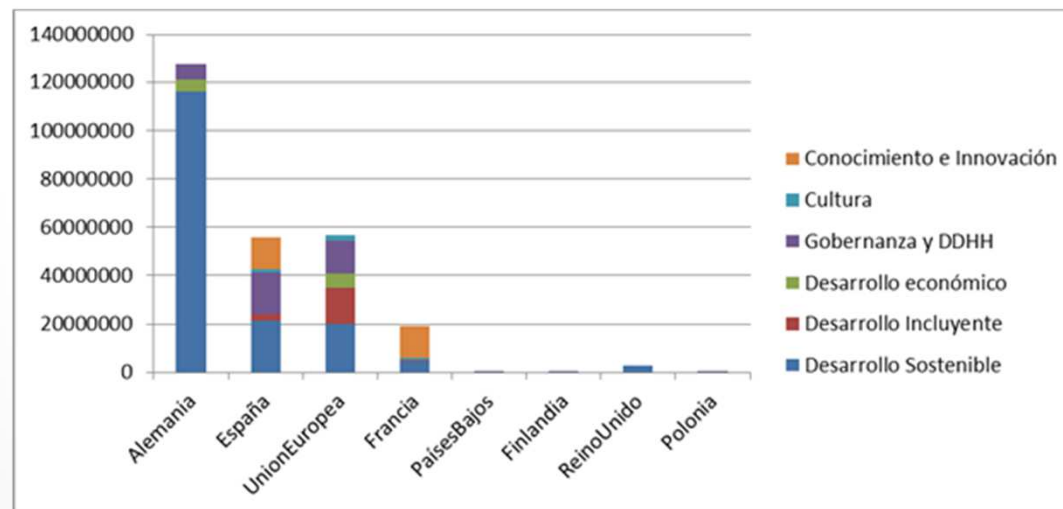
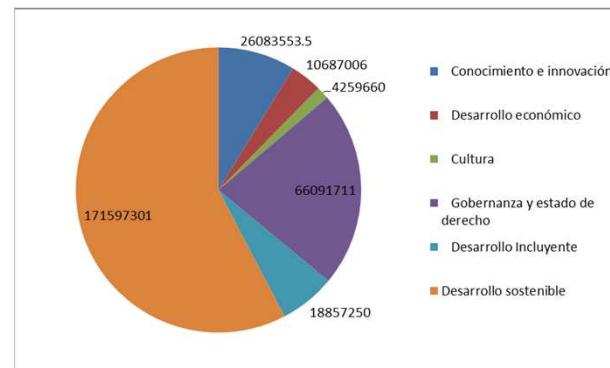


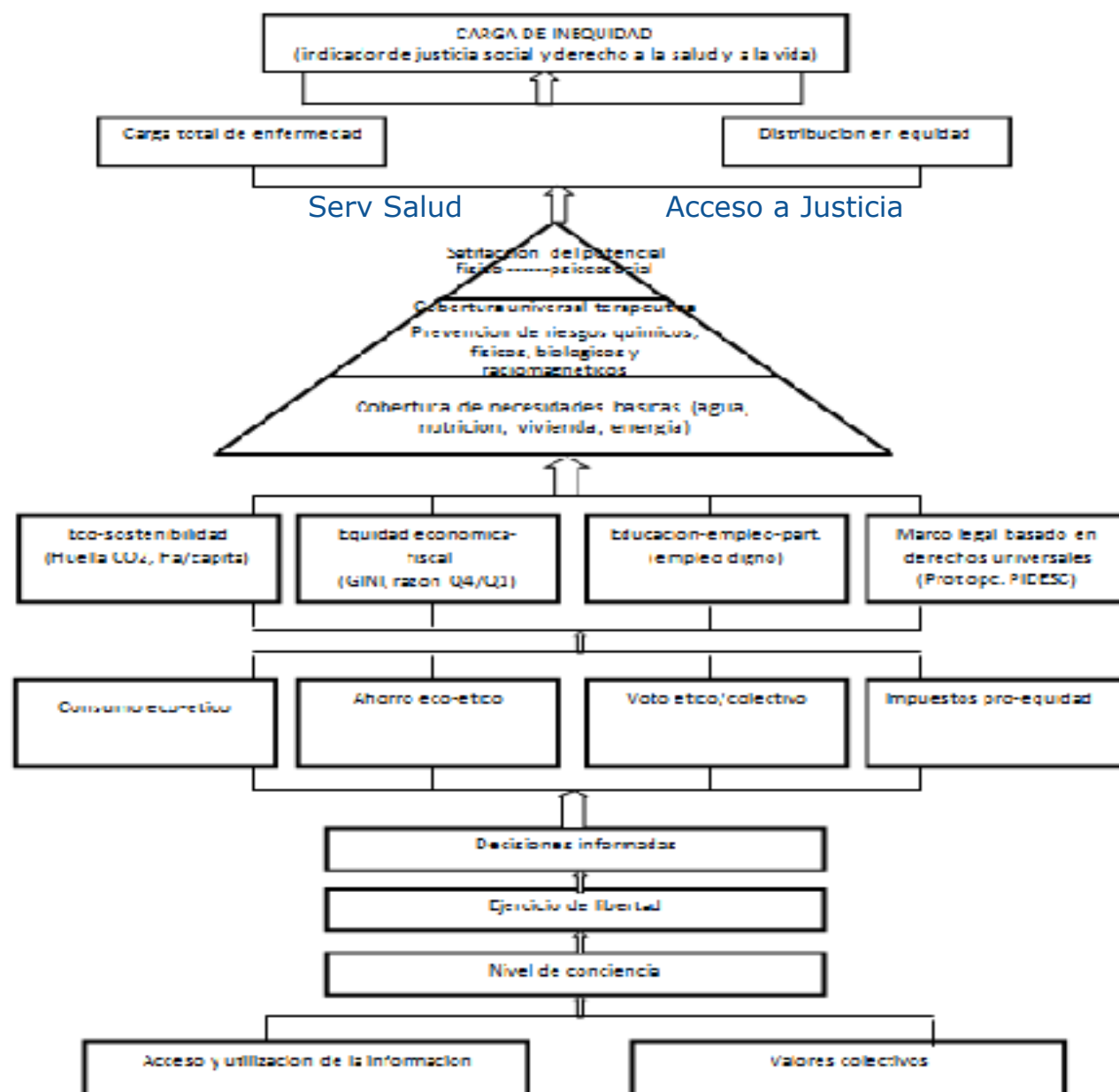
Por lo que estamos aquí..

...

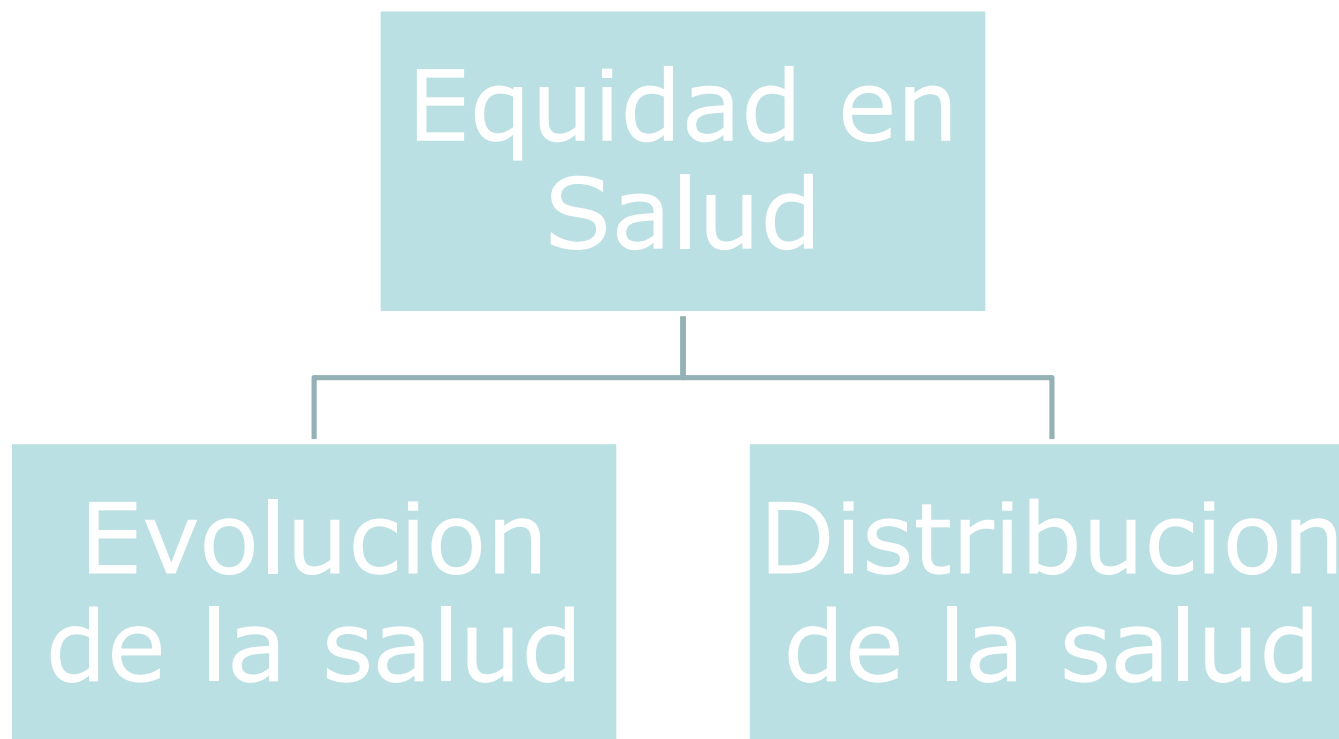
	Mexico	Best EU	Worst EU	Average EU	US	China
GOVERNANCE/HR/DEMOCRACY						
Transparency	35	92	43	67.5	74	36
Democracy index	6.9	9.7	6.5	8.1	8.1	3
Violence (hom.rate)	21.5	0.7	1.7	1.2	4.7	1
Gender inequality	0.376	0.051	0.207	0.129	0.262	0.202
ECONOMY						
GDP pc	17800	91000	17800	24400	53000	11900
GDP pc growth 2010-2015	2	3	-5	-1	1.5	7.1
income share by lowest 20%	4.9	9.3	6.5	7.9	4.7	4.7
income share by lowest 10%	1.9	3.7	2.2	2.95	1.4	1.7
income share by top 10%	38.9	22.1	26.2	24.15	29.6	30
tax revenue rate	19.6	39.4	20.5	29.95	18.3	11.6
unemployment male	4.9	8.2	24.3	16.25	7.7	5.2
unemployment female	5	6.2	31	18.6	7.1	3.8
HDI inequality coefficient	22.3	5.5	11.6	8.55	16.2	10.9
GINI	47.2	25	37.6	31.3	40.2	42.1
%GDP on research	0.7	2.94	0.64	1.79	2.79	1.98
patents per million pop	5	585	11	298	630	50
ECOLOGY						
carbon emissions per capita	4.4	4.4	24	14.2	17.2	7.2
energy/renewable sources	9.9	47	6.4	26.7	16.3	11
%GDP as natural resource depletion	7	0	2.4	1.2	1.2	6.1
Deaths of <5 due to outdoor air pollution	1	0	1	0.5	0	2
Deaths of <5 due to indoor air pollution	8	0	1	0.5	0	10
<5 due to poor water&sanitation	23	0	2	1	0	55
SOCIAL WELLBEING						
Life expectancy	77.5	82.4	73.5	77.95	78.9	75.3
years of schooling	8.5	12.9	8.2	10.55	12.9	7.5
PISA performance science	415	522	446	484	497	580
Maternal mortality rate	50	4	27	15.5	21	37
adolescent birth rate	63	0.6	35	17.8	31	8.6
<1 mortality	14	2	11	6.5	6	12
<5 mortality	16	3	12	7.5	7	14
children stunting	13.6	1	13	7	3.3	9.9
children overweight	9.7	2	8.3	5.15	8	6.6
adult mortality rate women	95	40	84	62	77	81
adult mortality rate men	177	73	209	141	131	112
adult obesity	32.8	15	28	21.5	31	5.6
% GDP in health expenditure		11.6	5.8	8.7	17.9	
% health exp as out of pocket	50	7.5	43	25.25	11.3	
%GDP exp. on education	5.3	8.7	4.1	6.4	5.6	
CONSOLIDATED INDEXES						
Suicide rate	4	3.5	36	19.75	12.6	22.3
Happiness	7.1	7.7	5.4	6.55	7.1	5
social progress index	67.05	88	70	79	82.85	59.07
wellbeing (health, education, ecology)	68	86	74	80	75	65
needs (house, water, nutrition, security)	67	96	83	89.5	82	59
Opportunity?(freedom, tertiary education)	60	76	60	68	75	38

Democracy/Human rights :
 Gender inequality/women's rights
 European social model, social cohesion :
 Economic and fiscal equity
 Women's health
 Nutrition
 Needs satisfaction and wellbeing (related to social protection)
 Sustainable development
 Use of renewable energy





Factores de la equidad en salud

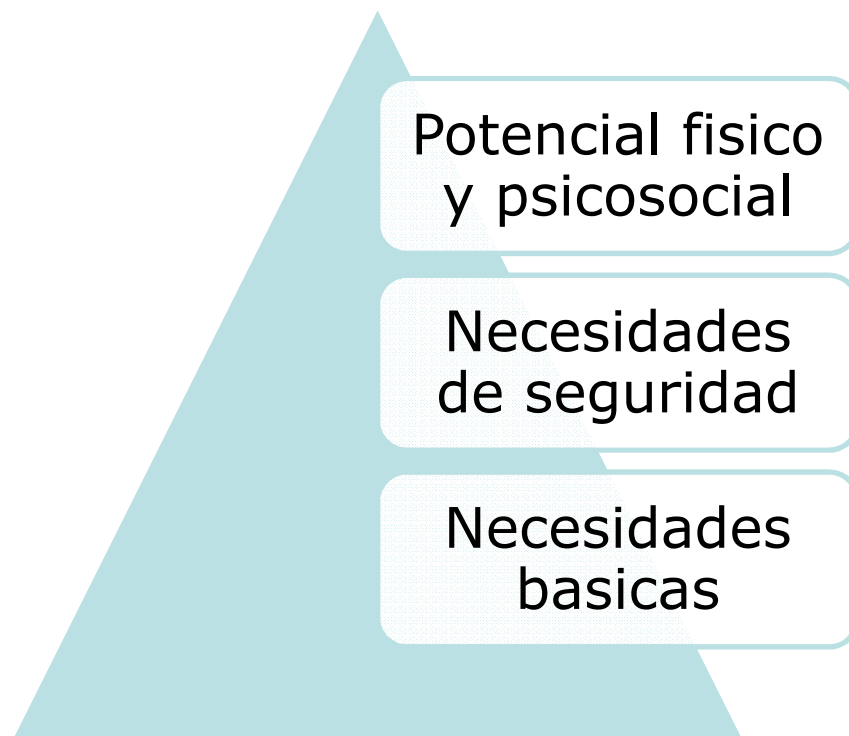


Recuperación
de la salud bio-
psico-social

Servicios de
salud

Servicios de
justicia

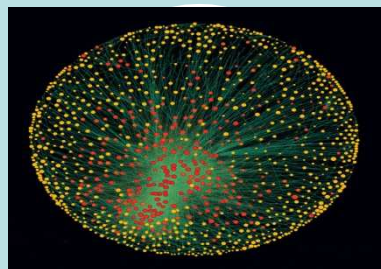
Dinamica de la salud



Areas politicas que afectan a la salud



Ecologia



Economia



Conocimiento




Leyes



Contribucion colectiva al bien comun



Huella de carbono



Consumo y ahorro etico



Voto consciente



Impuesto responsable



Ejercicio de la
libertad hacia
el bien comun

Empatía

Información

30 años ~~no~~ es nada

